



High Definition Thermal Imaging

Favourably-priced entry level cameras in the IC series




ELECTRONICS



INDUSTRY



BUILDINGS



QUALITY ASSURANCE



LEAKAGE LOCATION



MEDICINE



RESEARCH & DEVELOPMENT

The IC series infrared camera .

Easy to use – attractive price!

This is where price and performance meet.

The cameras in the IC series are easy-to-use thermographic cameras which offer an optimal price/performance ratio. The cameras are equipped with an integrated high-performance UFPA detector, which means that they are ready for use within a very short space of time and able to deliver ultra-sharp, accurate thermal images which facilitate an initial on-site problem analysis.

These fully-radiometric camera systems provide precise temperature measurements, optionally up to 1500°C (IC120). In addition, the cameras provide a good geometric resolution of 2.2mrad and a high temperature sensitivity of 0.1°C.

The automatic hotspot detection, up to 4 moving measurement points, a discernable acoustic alarm signal, the integrated laser pointer and an extremely short close focusing distance of only 0.1m make the IC cameras unique measuring instruments.



The compact format of the infrared cameras, their light weight, the comfortable one-handed operation, a battery operational time of up to 2½ hours and a large internal image storage modul (up to 1,000 thermal images) enable fatigueless on-site utilisation even over longer periods of time.

All interfaces are situated centrally and well-protected in the base of the robust housing in compliance with IP 54 standard.

The interaction of the camera with the accessories which are delivered as standard enable a swift and sure compilation of significant on-site analyses and evaluation.

The thermal imaging cameras in the IC series are low budget priced fully radioetric thermal cameras in an outstanding design!



A hinged folding display unit protects the monitor and the key panel against contamination.



Benefits in practice

- ✓ fully radiometric thermal imaging system
- ✓ high level of thermal sensitivity
- ✓ high spatial resolution of 2.2 mrad
- ✓ maintenance free due to uncooled micro bolometer
- ✓ very compact and robust (IP54)
- ✓ accurate measurement of temperature within whole picture
- ✓ movable colour LCD display
- ✓ refresh rate up to 50 Hz
- ✓ integrated laser pointer
- ✓ large image storage capacity of up to 1,000 IR-images
- ✓ USB interface
- ✓ automatic temperature-tracing (hotspot)
- ✓ easy to use
- ✓ intelligent power management


Technical specifications in view.

Benefits to assure!

article		IC60	IC80	IC100	IC120
measurement	measurement range	-20°C ~ +250°C	-20°C ~ +600°C	-20°C ~ +1000°C	-20°C ~ +1500°C
	accuracy	±2 °C, ± 2% of reading			
thermal imaging performance	detector type	Focal Plane Array (FPA), uncooled microbolometer 160 x 120 pixels			
	spectral range	8~14 μm			
	FOV	20° x 15°			
	spatial resolution	2.2 mrad			
	thermal sensitivity	0.1 °C at 30 °C			
	refresh rate	50/60 Hz			
	focus	manual			
	min. focus distance	0.10 m			
	digital zoom	-			
Bildleistung visuell	digital camera	-			
	PIP (Picture-in-Picture)	-			
	video output	-			
image presentation	viewfinder	-			
	display	2.5" LCD, pseudo-colors, 6 color palettes			
measurement modes	area	-			
	movable spots	up to 4 moving temperature measurement points (3 manually, 1 automatic)			
	isotherm	yes (between max. - and min. -value)			
	temperature profile	-			
	emissivity correction	user defined 0.01 ~ 1.0			
	measurement correction	automatic, user-defined settings of ambient temperature, distance, rel. Humidity			
image storage	type	internal flash memory up to 1,000 pictures			
	thermal image	SAT-format, 16 bit measurement data included			
	visual image	-			
	voice annotation	-			
	text annotation	-			
system status	display	-			
laser pointer	type	semiconductor AlGaInP diode Laser, 1 mw / 635 nm red			
	classification	class 2			
battery system	type	Li-on, rechargeable, field replaceable			
	battery operation time	≈ 2.5 h of continuous operation			
	power supply operation	8-11 V DC			
	power save mode	user defined			
environment specification	operation temperature range	-15 °C ~ +50 °C			
	storage temperature range	-40 °C ~ +70 °C			
	humidity	operating and storage 10% to 95% (not condensing)			
	encapsulation	IP 54 IEC 529			
	shock	25G IEC 68-2-29			
	vibration	2G IEC 68-2-6			
physical characteristics	weight	700 g			
	size	211 x 80 x 195 mm			
	Tripod mounting	1/4 " - 20			
interface	PC	USB			
	video output	composite video			
scope of delivery	standard	IR camera with standard 20 ° optics, LCD monitor and laser, battery charger 110/230 V, Li-ion battery, videocable, cable USB for picture download on PC, manual, transport suitcase, software, certificate			
	optional	power supply unit (PSU)			


IC thermal imaging cameras are suitable for ...

... electric thermography, ...




Thermal diagnosis using electric thermography allows for corrective measures before electrical faults end in costly production stops.

... maintenance of industrial thermography, ...



Products or production processes can be constantly monitored and optimized.

... leakage location/detection, ...



Infrared cameras afford a swift and accurate containment of the leakage, which is often hidden to the naked eye.

... and building thermography.



Assessment of potential lack of heat insulation and the location of concealed defects, including those related to construction, can be carried out during the construction phase or at later stages using building thermography.